

# INFORMATION CE / WLL MARKING



Distinguishing  
quality  
feature →



# IMarking information

## CE / WLL, the recognition of Wichard quality

---

Some of our products (i.e shackles, carabiners...) can be used as lifting accessories and as such bear the CE marking (awarded under the auto-certification scheme in accordance with the Machines Directive 2006/42).

Each product displays the following information

- Working Load Limit (WLL)
- CE marking, product origin, manufacturer's logo
- Materials
- Manufacturing batch serial number



## What does WLL mean?

---

WLL means Working Load Limit. WLL should be taken into consideration in industrial applications only. This WLL is engraved on the Wichard product.

WLL = Breaking Load / 5

## Have Wichard products been changed?

---

The manufacturing process and characteristics of Wichard products are still the same. The working load and breaking load specified for nautical applications are also still the same.

## What load capacity do I need for nautical applications

---



As always the working load specified on the Wichard product chart.

# Reading guide for CE labels on Wichard products

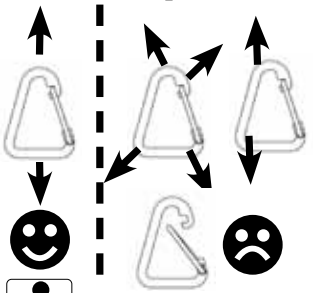
Products marked and sold in shops come with a notice in the form of a label that indicates the working load limit (WLL) to be applied in an industrial situation (lifting, etc.) and the working load (WL) to be applied in nautical situations.


Réf: 2345 CE  
**INOX STAINLESS STEEL**  
 Made in France

**MOUSQUETON DELTA  
 DELTA HOOK**  
 ø: 8 mm - 5/16 in.

 Industrie Industry	 Nautisme Boating
<b>CMU - WLL</b> (Charge max. utilisation - Working load limit) <b>240 Kg - 530 Lbs</b>	<b>CT - WL</b> (Charge travail - Working load) <b>720 Kg - 1590 Lbs</b>


**Facteur sécurité: 5**  
**Safety factor: 5**  
**Test coef: 3**



 [wichard.com](http://wichard.com)



Working Load (WL): for nautical applications.



Working Load Limit (WLL): for industrial applications only.

The safety factor is 5 times the breaking load.

$WLL = \text{Breaking load} / 5$